



Activity 2: Make a Puppy Face

Overview: Students will make a puppy-face mask. Students will also examine the needs and wants of a puppy by taking the point of view of a puppy.

Procedure:

Introduction

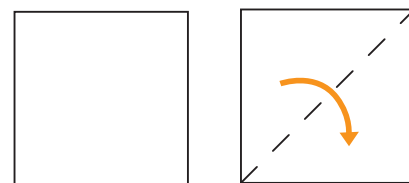
Introduce the topic of the activity, asking students what they think life is like for a puppy.

Puppy Mask - Introduction

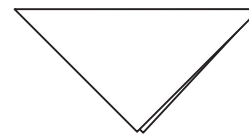
1. Introduce students to the word “empathy.” Emphasize that people can have empathy for other people as well as animals. Consider using the phrase: “Walk in someone else’s paws.”
2. Inform students that they will be making Puppy Masks.

Make A Puppy Face

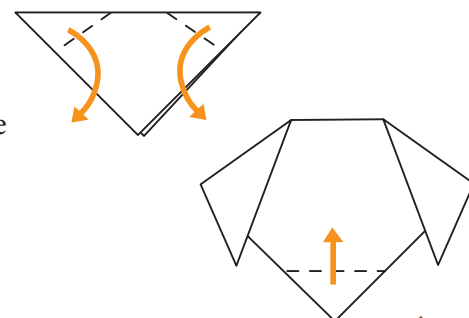
1. Start with a square sheet of paper. Fold the square in half, along the diagonal. Now you have a triangle.




2. Turn your triangle so the long side is at the top. Fold down the two top points to make ears.



3. Fold the bottom point up to make the mouth and nose. If you have tape, tape the fold down.



4. Draw the eyes, mouth, and nose. You can also color the fur.



Puppy Needs/Wants & Wrap Up

1. Once the students have completed their puppy-face masks, ask the students to name their puppy and write down the needs and wants on the back of the puppy mask. Kindergarten students should draw a picture of one or more of the puppy’s needs.
2. Ask students to share their answers with the class and include any needs or wants the students might have missed.

Objectives

Students will be able to...

- Examine the needs and wants of a puppy.
- Practice empathy for another living being.

Time Needed

20–45 minutes

Materials

- Construction paper / computer paper
- Markers / colored pencils / crayons
- Tape (optional)

Insider Tips

- Come to class with an example of the Puppy Mask to show the students prior to giving instructions.
- While instructing students on the steps to make the Puppy Mask, model the steps for them.
- When brainstorming the needs and wants of a puppy, write them down so children may revisit them at the end of the activity.

Classroom Teachers

- As an extension activity, have students write a short story from the perspective of their puppy.

Outside Humane Educators

- Be prepared to offer suggestions of what puppies need and want (e.g., food, water, shelter, love, companionship).